



If you're planning a vacation, you'll want to know the best ways to access money from your account while you're out-of-town.





Print the card below and put it in your wallet, or save as a screenshot on your phone!



Pre-Travel Checklist



1. Let FNCU know when you're traveling so your Debit and Credit Card transactions don't get flagged as potential fraud. Call FNCU at (402) 492-9100 or (800) 882-0244. Hours: 8:30 am-5 pm CST.
2. Use your pre-paid Visa travel card if you have one.
3. If your Debit or Credit Card is lost or stolen, call FNCU immediately, at (866) 299-3350, 24/7.
4. If traveling overseas, you may need to use our mobile app instead of Online Banking. Fold _____
5. For deposits, withdrawals, transfer funds, balance inquires:

Use Allpoint or CO-OP ATMs to save on fees. or stop at a Shared Branching location.	Use Phone Banking, anytime, anywhere. Call (531) 600-6797. Here's the guide.
 	 

firstnebraska.org • (402) 492-9100